

ISSUE 1; June 2019

Description

- This product is designed and manufactured by Statek Corporation in California, USA and distributed by IQD. When miniaturization is paramount, IQD's low profile CX16 AT Statek quartz crystal is an excellent choice. This crystal has a typical footprint of 2.0 mm x 1.2 mm, and a typical height of 0.4 mm. The resonator is manufactured using Statek's photolithographic and chemical milling processes and then sealed within a ceramic package for high stability and low ageing. Available with tight calibration tolerances and high stability over temperature and fast start-up times, this crystal is well suited for applications that have a space restraint and require a crystal with a low profile.
- -C-SM1 Ceramic Lid, Gold Plated (Lead Free)
- Please note that all data is only valid at 25°C unless otherwise stated.

Frequency Parameters

- Frequency 24.0MHz to 50.0MHz
- Frequency Tolerance ±100.00ppm
- Frequency Stability ±10.00ppm to ±100.00ppm
- Ageing ±3ppm max in 1st year

Electrical Parameters

- Load Capacitance (CL) 10.0pF
- Shunt Capacitance (C0) 0.6pF typ
- Drive Level 200µW max
- Motional Resistance R1: 100Ω typ @ 24MHz / 90Ω typ @ 26.5MHz
- Motional Capacitance C1: 1.3fF typ @ 24MHz / 1.4fF typ @ 26.5MHz
- Quality Factor Q: 30000 typ

Operating Temperature Ranges

- -10 to 70°C
- -40 to 85°C
- -55 to 125°C

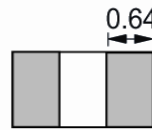
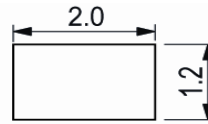
Environmental Parameters

- Shock: 5000G, 0.3ms, 1/2 sine
- Vibration: MIL-STD-202G, Method 204D, Condition D: 20G, 10-2000Hz swept sine
- Storage Temperature Range: -55 to 125°C

Manufacturing Details

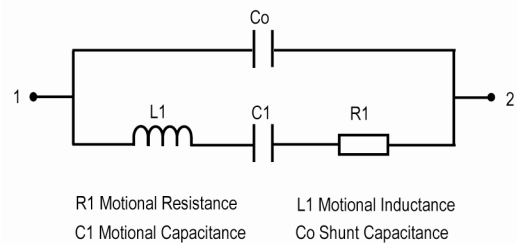
- Maximum Process Temperature: 260°C for 20s

Outline (mm) -C-SM1 = Ceramic Lid, Gold Plated (Lead Free)



Underside View

Equivalent Circuit



Sales Office Contact Details:

UK: +44 (0)1460 270200

USA: +1.760.318.2824

Email: info@iqdfrequencyproducts.com

Web: www.iqdfrequencyproducts.com

Ordering Information

- Frequency*
- Model*
- Lid
- Termination
- Frequency Tolerance (@25°C)*
- Frequency Stability (over operating temperature range)*
- Operating Temperature Range*
- Load Capacitance*
- Overtone
- (*minimum required)
- Example:
30.0MHz CX16 AT-C-SM1
100/100/-40 to 85C/10 FUND
- Other options are available for:
Frequency Tolerance
Frequency Stability
Frequency Stability inclusive of Frequency Tolerance
Operating Temperature Range
Load Capacitance
Ageing
Random Vibration Testing
Please contact our sales offices

Compliance

- RoHS Status (2015/863/EU) Optional
- REACH Status Compliant
- MSL Rating (JDEC-STD-033): Not Applicable

Packaging Details

- Pack Style: Tray Supplied on a tray
Pack Size: 1
- Pack Style: Reel Tape & reel in accordance with EIA-481-D
Pack Size: 1,000

Electrical Specification - maximum limiting values

Frequency Min	Frequency Max	Temperature Range	Stability (Min)	Over Tone Order	ESR
		°C	ppm		Ω
24.0MHz	50.0MHz	-10 to 70	±10	Fundamental	- 0
		-40 to 85	±20		- 0
		-55 to 125	±30		- 0

*Stability Maximum values ±100ppm

This document was correct at the time of printing; please contact your local sales office for the latest version.
[Click to view latest version on our website.](#)

Sales Office Contact Details:

UK: +44 (0)1460 270200

USA: +1.760.318.2824

Email: info@iqdfrequencyproducts.com

Web: www.iqdfrequencyproducts.com