

ISSUE 2; May 2024

Description

- Ceramic package with a hermetically seam sealed metal lid suitable for automotive applications. Qualified to AEC-Q200 Rev D and with IATF-16949:2016 release. Not suitable for safety critical applications.

Frequency Parameters

- Frequency 2.0MHz to 50.0MHz
- Frequency Stability $\pm 25.00\text{ppm}$ to $\pm 100.00\text{ppm}$
- Ageing $\pm 5\text{ppm}$ max per year @ 25°C

Electrical Parameters

- Supply Voltage 2.5V $\pm 5\%$

Operating Temperature Ranges

- -40 to 85°C
- -40 to 125°C

Output Details

- Output Compatibility CMOS
- Drive Capability 15pF

Output Control

- Enable/Disable Operation:
Logic '1' (>70% Vs) to pad 1 enables oscillator output.
Logic '0' (<30% Vs) to pad 1 disables oscillator output; the oscillator output goes to the high impedance state.
No connection to pad 1 enables oscillator output.
- Standby Current:
-40 to 85°C: 10µA max
-40 to 125°C: 20µA max

Environmental Parameters


- Storage Temperature Range: -55 to 150°C
- Qualified to AEC-Q200 Rev D

Manufacturing Details

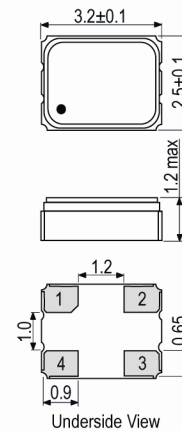
- Maximum Process Temperature: 260°C (10secs max)
- RoHS Terminations NiAu
- RoHS Reflow 260degC 10s

Ordering Information

- Frequency*
- Model*
- Output
- Frequency Stability*
- Operating Temperature Range*
- Supply Voltage (*minimum required)
- Example
20.0MHz CFPS-40 AUTO
CMOS $\pm 100\text{ppm}$ -40 to 125C 2.5V



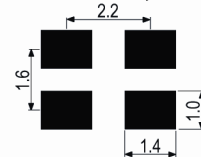
Outline (mm)



Pad Connections

1. Enable/Disable
2. GND
3. Output
4. +Vs

Solder Pad Layout



Sales Office Contact Details:

UK: +44 (0)1460 270200

Email: info@iqdfrequencyproducts.com

Web: www.iqdfrequencyproducts.com

Compliance

- RoHS Status (2015/863/EU) Compliant
- REACH Status Compliant
- MSL Rating (JDEC-STD-033): Not Applicable

Packaging Details

- Pack Style: RL3K Tape & reel in accordance with EIA-481
Standard Pack Quantity: 3,000

Electrical Specification - maximum limiting values 2.5V ±5%

Frequency Min	Frequency Max	Temperature Range	Stability (Min)	Current Draw	Rise and Fall Time	Duty Cycle
		°C	ppm	mA	ns	%
2.0MHz	9.999999MHz	-40 to 85	±25.0	6	5	40/60%
		-40 to 125	±50.0	6	5	40/60%
10.0MHz	19.999999MHz	-40 to 85	±25.0	8	5	40/60%
		-40 to 125	±50.0	8	5	40/60%
20.0MHz	31.999999MHz	-40 to 85	±25.0	8	5	40/60%
		-40 to 125	±50.0	8	5	40/60%
32.0MHz	50.0MHz	-40 to 85	±25.0	20	5	40/60%
		-40 to 125	±50.0	20	5	40/60%

This document was correct at the time of printing; please contact your local sales office for the latest version.

[Click to view latest version on our website.](#)

Sales Office Contact Details:

UK: +44 (0)1460 270200

Email: info@iqdfrequencyproducts.com

Web: www.iqdfrequencyproducts.com